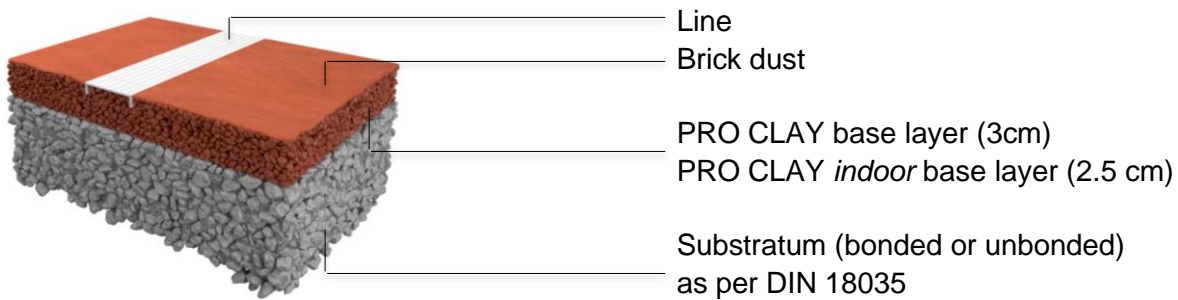


CONIPUR[®] PRO CLAY

Maintenance instruction



General

The clay court system **CONIPUR[®] PRO CLAY** consists of a base layer of brick chippings, which are thickened with a special binding agent and spread with finely crushed brick. The lining is permanently integrated. The surface is technically extremely precise and guarantees thanks to its absolutely level playing surface consistent playing characteristics, independent from temperature and season. The system stores little water, however it is high water permeable and insensitive to rain. Playing breaks due to rainfall are therefore extremely shortened.

Daily maintenance – Watering & Brushing

Watering

1. Automatic irrigation system



2. Manual watering by spray nozzle



Manual watering by spray nozzle

Court must always be kept moisted. Before and after playing, court must be watered (sprayed) by using a special spray nozzle. Do not use a regular hose pipe with the hard water jet, as it flushes the sand off the court. If playing lasts for a longer period, it is useful to spray the court even in between.




Important:


- The court must be **watered frequently**, but each time only **short time**, as the base layer of the court stores only little water.
- To ensure an appropriate „spraying effect“, a high water base pressure in the watering system of the facility is mandatory.

Brushing

After playing the court must be watered and then brushed by using a **drag brush** (CONICA recommendation) or a **drag mat** (option).

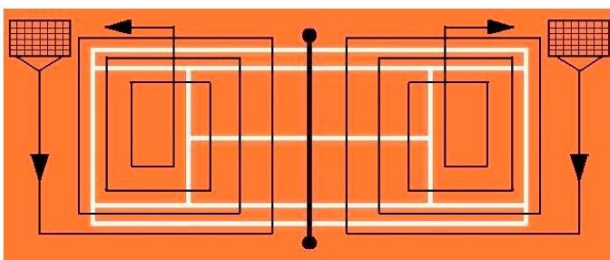


Drag Brush (CONICA recommendation)



Drag Mat (option)

Make sure that you brush the court from outside inwards to ensure that the sand remains in the playing field.



Remove loose sand from the lines with a special line broom. Pay attention not to wipe the sand off the base layer next to the lines.



Line Broom



Other maintenance

- Remove greenery, moss and other refuse.
- Spread additional **CONIPUR[®] PRO CLAY** sand on top of the base layer as required. Move the sand, which has been settled at the edges of the court, back into the playing field.
- For indoor usage apply **CONIPUR[®] PRO CLAY** absorber from time to time as required (max. 100g/sqm).
- After longer usage, the sand must be removed and the pores of the base layer must be flushed out with a high pressure cleaner to re-guarantee the perfect water-permeability.